
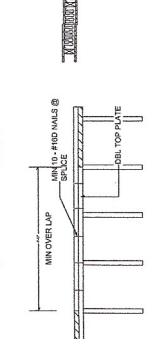
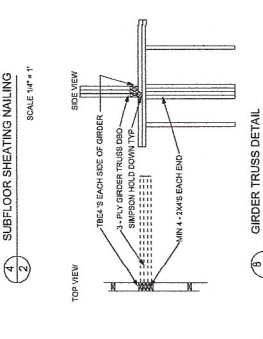
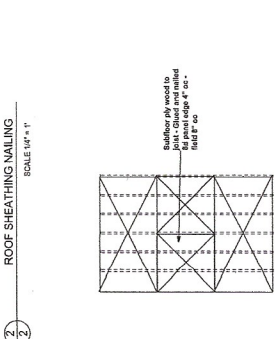
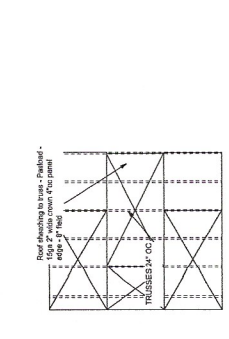
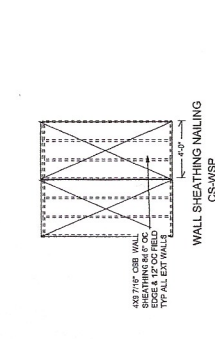
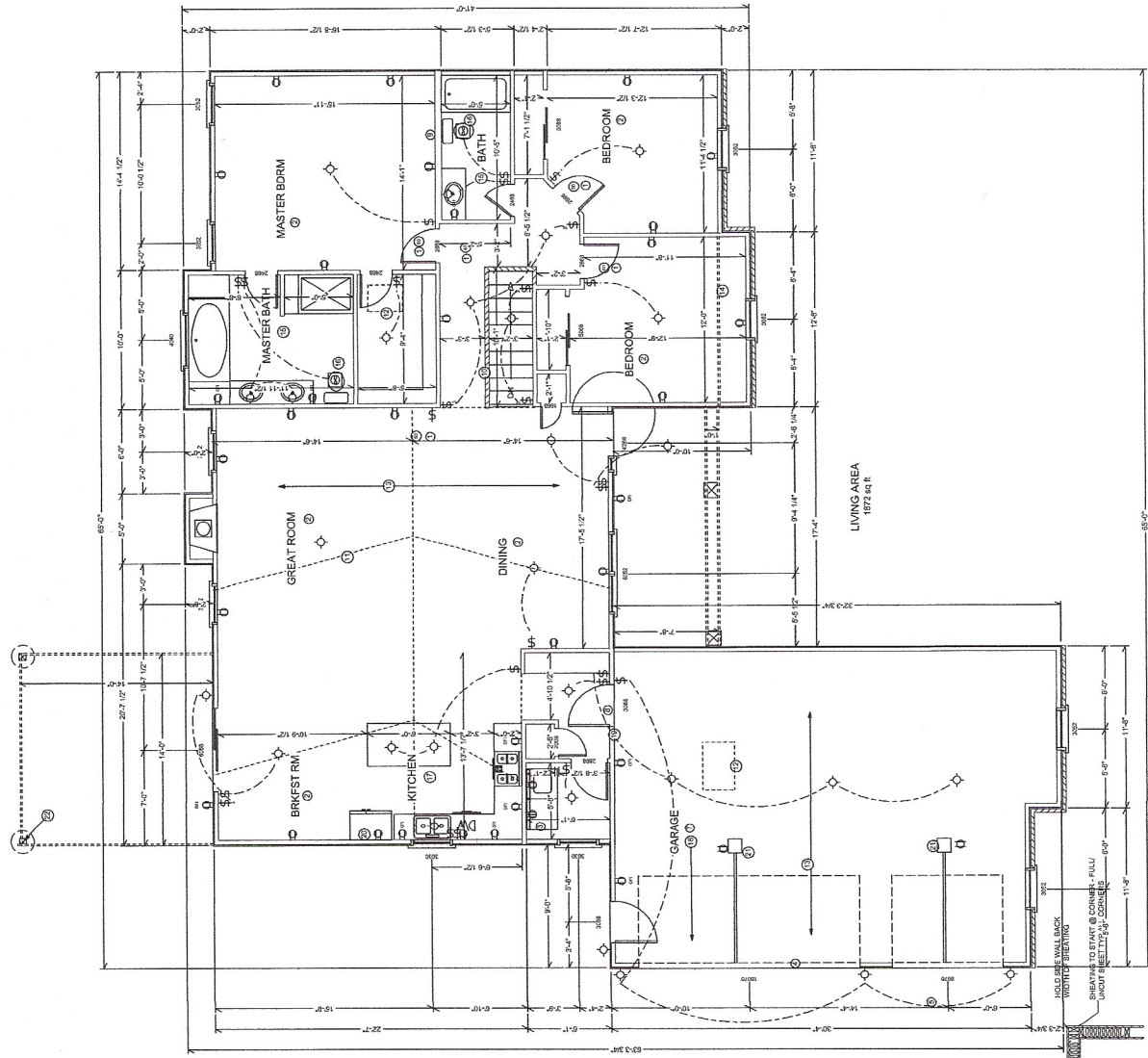


- KEYED NOTES**
1. 100% W/ WATER BACK UP INTERCONNECTED SMOKE DET. INSTALL PER NEC 2008
 2. ALL FINISHED SPACES TO HAVE ABCI RECEPTS PER NEC 711.12
 3. 1" MIN. FT. OVER
 4. 1" MIN. X 1" MIN. STUDS @ 16" O.C.
 5. 1" MIN. X 2" MIN. STUDS @ 16" O.C.
 6. 2" MIN. X 2" MIN. STUDS @ 16" O.C.
 7. ALL HEADERS ARE (2) 2X10 OR 2X12 SYP OR - 1/4" G. 1 LAYER OF 5/8" FREE CODE DRYWALL ON CEILING. EXTERIOR WALLS AND ON ENTIRE GARAGE WALLS AND ON ENTIRE
 8. 20 MIN FIRE DOOR
 9. 2X6 FRAMED PLUMBING WALL
 10. OWNER SELECTED 1/2" WALL WITH WOOD CAP
 11. VALUED CEILING VENEY WITH OWNER
 12. 2000 ATTIC ACCESS - USE 2X4 FRAMING FOR LID
 13. TRUSSES 24" OC DBO
 14. GIRDER TRUSS DBO
 15. INSTALL GREEN BOARD TYP MET AREAS
 16. MIN 1/2" GYPSUM BOARD
 17. MIN 2" 20' AMP RECD CIRCUIT IN KITCHEN
 18. MIN 2" SLOPE OF FLOOR TO OVER HEAD DOOR
 19. MIN 1" STEP
 20. SPACE SAVING ICE MAKER HOOK UP
 21. OUT LET IN CEILING FOR GREENER
 22. 8X6 TREATED UP POST ON SIMPSON BASE ON 18" DIA PER. PLATE TO MIN 2" DIA
- WHITE VINYL WINDOWS - LOW E GLASS
 810 8 PANEL PAINT PACKAGED INTERIOR
 1" MIN. OVER
 1" MIN. OVER
 8" 1" 18" PLATE TYP - VALUED GREAT RM
- A minimum of 50 percent of the beams in the ceiling shall be high-strength. (2" x 12" or 2" x 10")
 NOTE: NO INTERIOR WALLS ARE BEARING- TRUSSES TO BEAR ON EXTERIOR WALLS



DO NOT SCALE DRAWINGS. VERIFY ALL DIMENSIONS